

Class of 2022

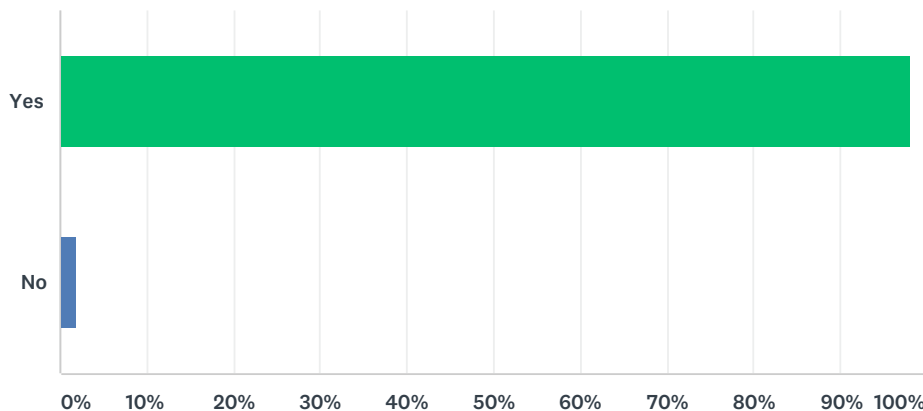
What Makes You Tick?

SURVEY RESULTS

The BARBRI Group companies meet the legal education, cyber skills education and specialized training needs of law students, attorneys, IT students and other professionals throughout their careers. The companies offer a comprehensive portfolio of learning solutions for higher education institutions and law- and finance-related businesses. At the core of The BARBRI Group Companies is BARBRI Bar Review, which has helped more than 1.3 million lawyers around the world pass a U.S. bar exam. The company also provides online J.D., post-J.D. and international programs for U.S. law schools, hands-on cyber skills training for IT and criminal justice programs, and specialized ongoing training and certifications in areas such as financial crime prevention, eDiscovery and cyber literacy. The BARBRI Group, founded in 1967, is a Leeds Equity Partners portfolio company headquartered in Dallas with offices throughout the United States and around the world.

Q1 I plan to enter law school in fall 2019

Answered: 709 Skipped: 1



ANSWER CHOICES	RESPONSES	
Yes	98.03%	695
No	1.97%	14
TOTAL		709

When citing data contained in this survey please credit:
 BARBRI Law Preview (<https://lawpreview.barbri.com>), a member of The BARBRI Group

Q2 How old are you?

Answered: 688 Skipped: 22

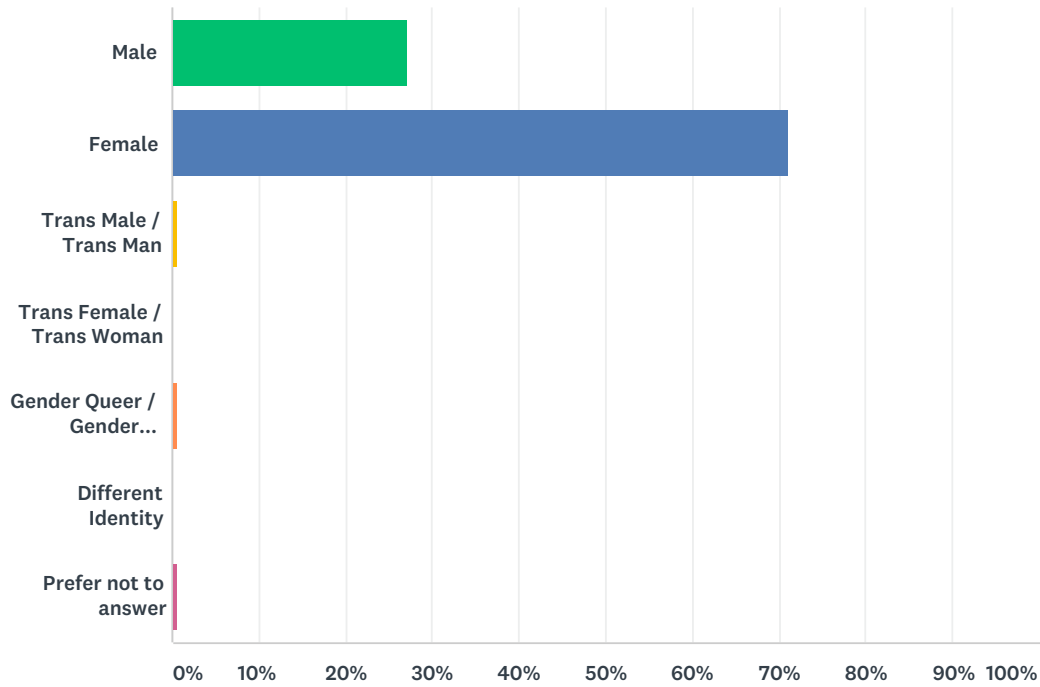
ANSWER CHOICES	RESPONSES	
18	0.15%	1
19	0.15%	1
20	2.18%	15
21	13.08%	90
22	21.22%	146
23	14.39%	99
24	13.52%	93
25	8.43%	58
26	5.23%	36
27	5.09%	35
28	2.47%	17
29	3.34%	23
30-40	8.87%	61
40-50	1.02%	7
50-60	0.73%	5
60+	0.15%	1
TOTAL		688

When citing data contained in this survey please credit:

BARBRI Law Preview (<https://lawpreview.barbri.com>), a member of The BARBRI Group

Q3 Which of the following best describes your gender?

Answered: 688 Skipped: 22

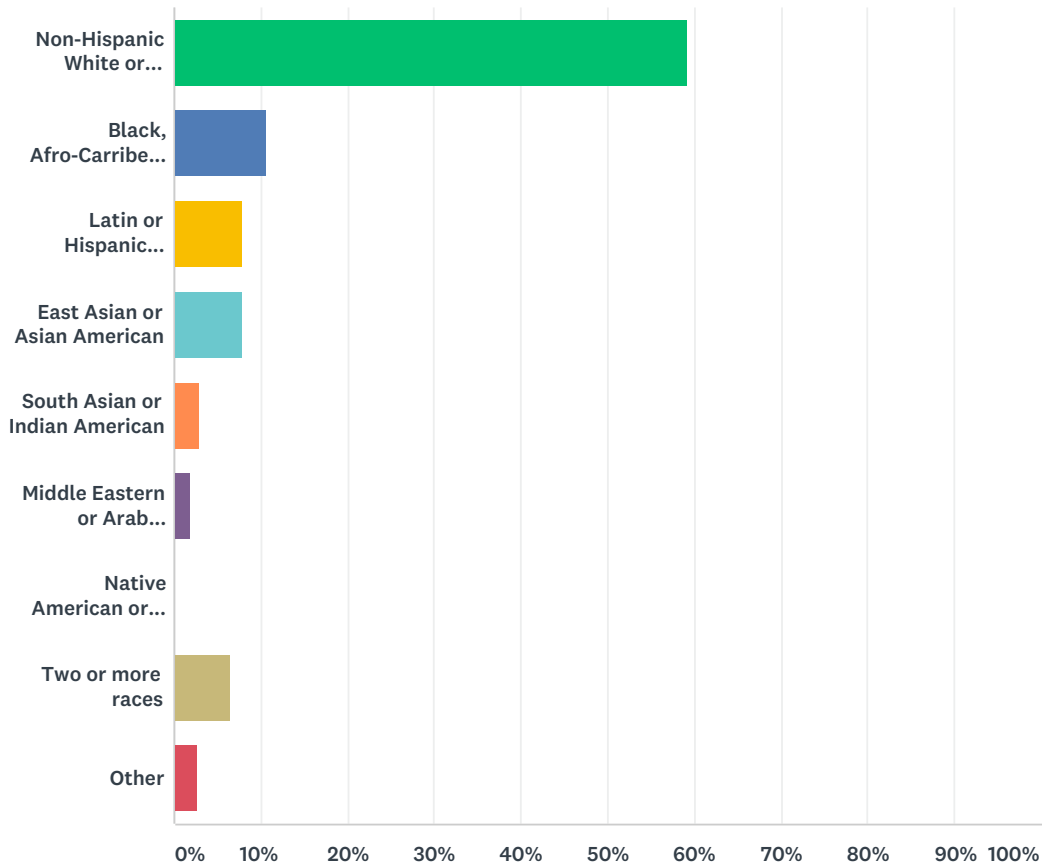


ANSWER CHOICES	RESPONSES	
Male	27.18%	187
Female	71.08%	489
Trans Male / Trans Man	0.58%	4
Trans Female / Trans Woman	0.00%	0
Gender Queer / Gender Nonconforming	0.58%	4
Different Identity	0.00%	0
Prefer not to answer	0.58%	4
TOTAL		688

When citing data contained in this survey please credit:
 BARBRI Law Preview (<https://lawpreview.barbri.com>), a member of The BARBRI Group

Q4 Which of the following best represents your racial or ethnic heritage?

Answered: 688 Skipped: 22

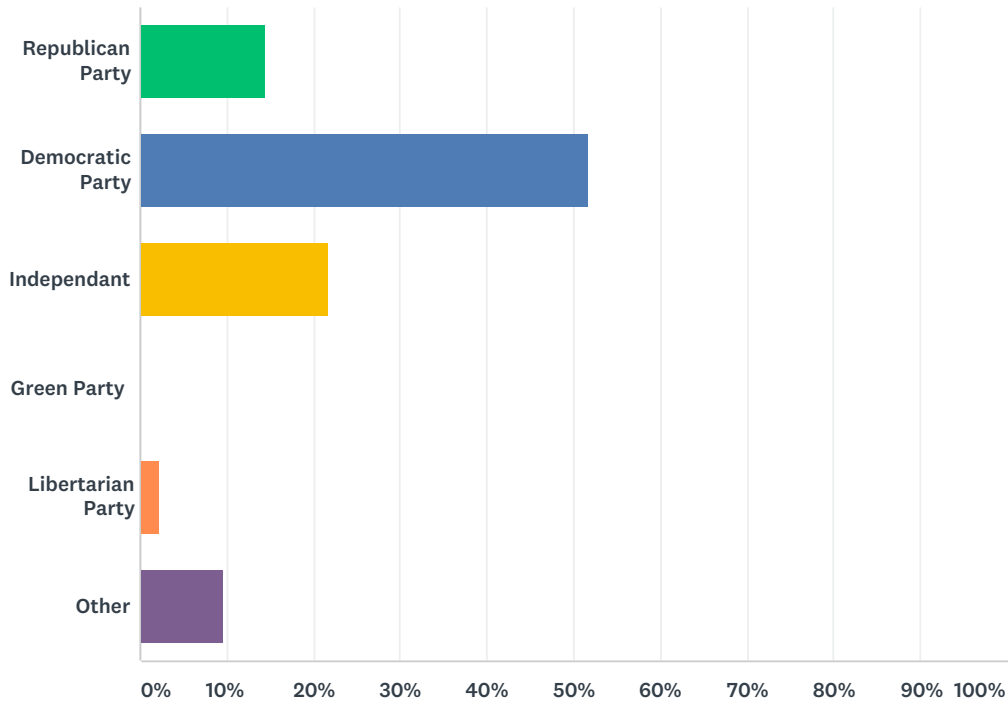


ANSWER CHOICES	RESPONSES	
Non-Hispanic White or Euro-American	59.30%	408
Black, Afro-Caribbean or African American	10.76%	74
Latin or Hispanic American	7.99%	55
East Asian or Asian American	7.85%	54
South Asian or Indian American	2.91%	20
Middle Eastern or Arab American	1.89%	13
Native American or Alaskan Native	0.00%	0
Two or more races	6.54%	45
Other	2.76%	19
TOTAL		688

When citing data contained in this survey please credit:
 BARBRI Law Preview (<https://lawpreview.barbri.com>), a member of The BARBRI Group

Q5 What best describes your political affiliation?

Answered: 686 Skipped: 24

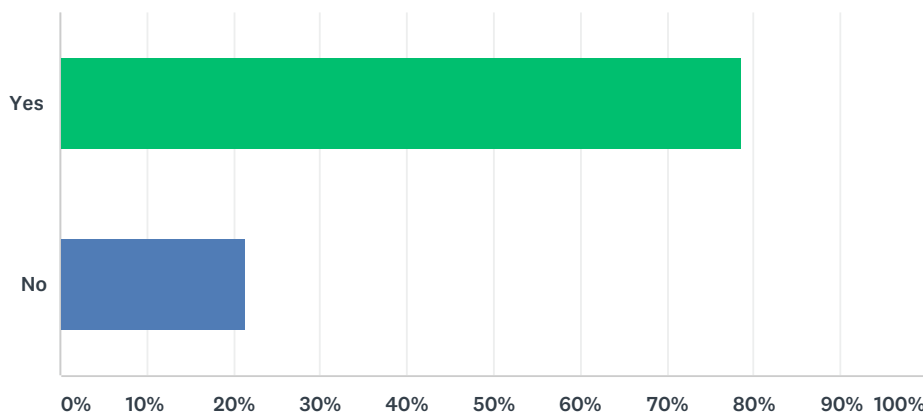


ANSWER CHOICES	RESPONSES	
Republican Party	14.43%	99
Democratic Party	51.60%	354
Independant	21.72%	149
Green Party	0.29%	2
Libertarian Party	2.33%	16
Other	9.62%	66
TOTAL		686

When citing data contained in this survey please credit:
 BARBRI Law Preview (<https://lawpreview.barbri.com>), a member of The BARBRI Group

Q6 Did you vote in the last U.S. presidential election (in 2016)?

Answered: 686 Skipped: 24

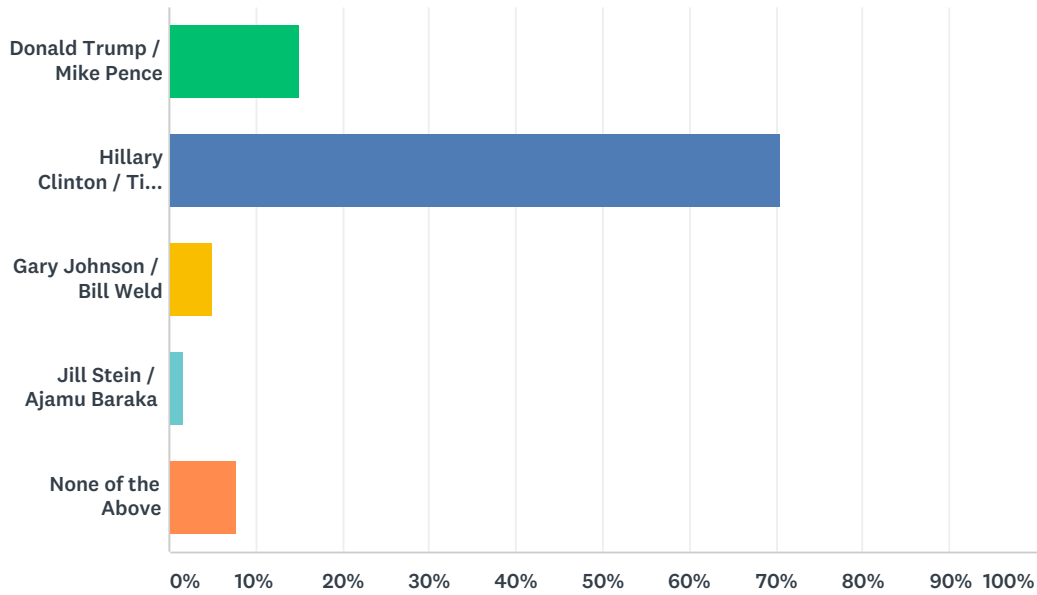


ANSWER CHOICES	RESPONSES	
Yes	78.72%	540
No	21.28%	146
TOTAL		686

When citing data contained in this survey please credit:
 BARBRI Law Preview (<https://lawpreview.barbri.com>), a member of The BARBRI Group

Q7 Who did you vote for?

Answered: 536 Skipped: 174

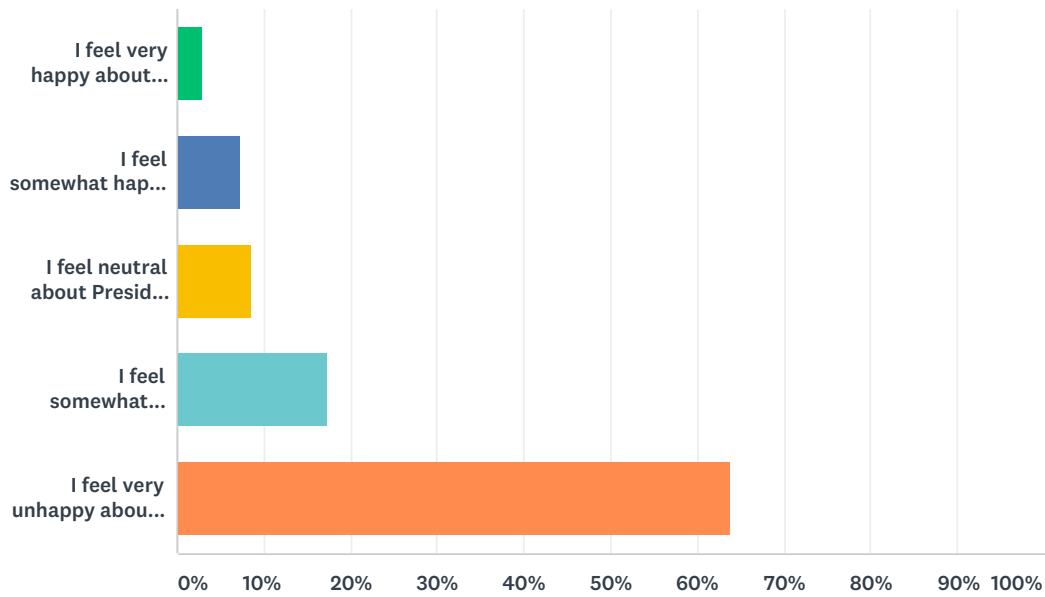


ANSWER CHOICES	RESPONSES	
Donald Trump / Mike Pence	15.11%	81
Hillary Clinton / Tim Kaine	70.52%	378
Gary Johnson / Bill Weld	5.04%	27
Jill Stein / Ajamu Baraka	1.68%	9
None of the Above	7.65%	41
TOTAL		536

When citing data contained in this survey please credit:
 BARBRI Law Preview (<https://lawpreview.barbri.com>), a member of The BARBRI Group

Q8 Which of the following best describes your feelings about the Trump Administration?

Answered: 672 Skipped: 38



ANSWER CHOICES	RESPONSES	
I feel very happy about President Trump and his policies.	2.98%	20
I feel somewhat happy about President Trump and his policies.	7.29%	49
I feel neutral about President Trump and his policies.	8.63%	58
I feel somewhat unhappy about President Trump and his policies.	17.26%	116
I feel very unhappy about President Trump and his policies.	63.84%	429
TOTAL		672

When citing data contained in this survey please credit:

BARBRI Law Preview (<https://lawpreview.barbri.com>), a member of The BARBRI Group

Q9 When did (or will) you graduate from college or undergrad?

Answered: 671 Skipped: 39

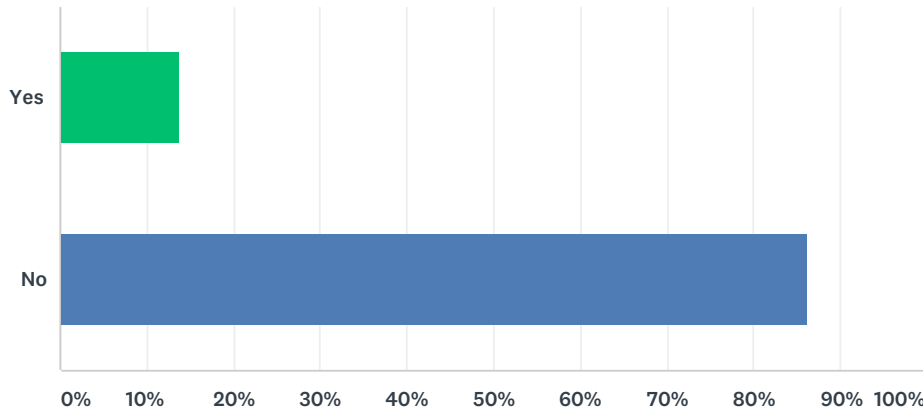
ANSWER CHOICES	RESPONSES	
1986	0.15%	1
1988	0.15%	1
1994	0.15%	1
1996	0.15%	1
1998	0.30%	2
1999	0.15%	1
2001	0.15%	1
2002	0.15%	1
2003	0.30%	2
2004	0.89%	6
2005	0.60%	4
2006	0.15%	1
2007	0.45%	3
2008	0.75%	5
2009	1.04%	7
2010	1.94%	13
2011	2.24%	15
2012	1.94%	13
2013	3.28%	22
2014	4.92%	33
2015	8.49%	57
2016	7.90%	53
2017	18.33%	123
2018	20.57%	138
2019	24.89%	167
TOTAL		671

When citing data contained in this survey please credit:

BARBRI Law Preview (<https://lawpreview.barbri.com>), a member of The BARBRI Group

Q10 Did you attend graduate school and receive a Masters or PhD before applying to law school?

Answered: 668 Skipped: 42



ANSWER CHOICES	RESPONSES	
Yes	13.77%	92
No	86.23%	576
TOTAL		668

When citing data contained in this survey please credit:
BARBRI Law Preview (<https://lawpreview.barbri.com>), a member of The BARBRI Group

Q11 How many years of post-UNDERGRADUATE work experience will you have before starting law school this fall?

Answered: 672 Skipped: 38

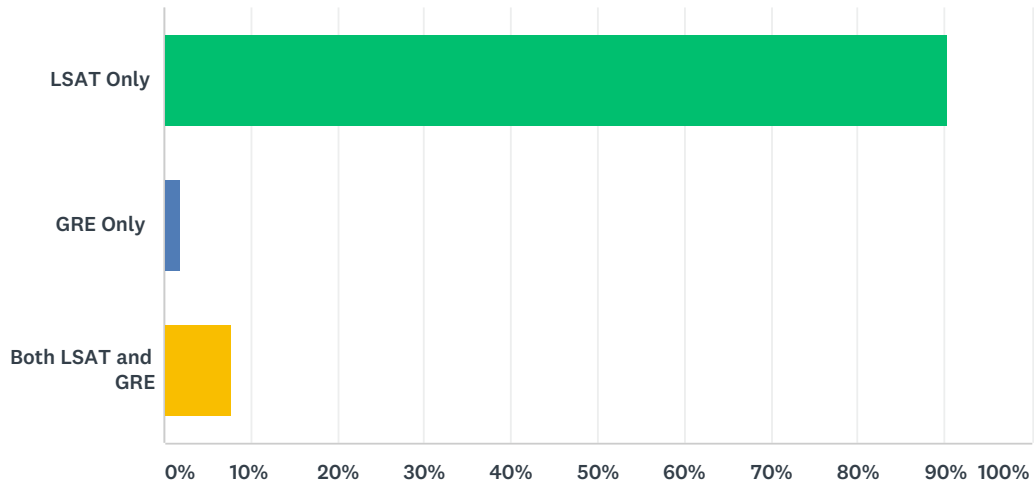
ANSWER CHOICES	RESPONSES	
0	29.61%	199
1	17.26%	116
2	19.35%	130
3	8.33%	56
4	9.23%	62
5	4.61%	31
6	2.68%	18
7	2.08%	14
8	1.64%	11
9	0.89%	6
10	1.34%	9
11	0.45%	3
12	0.30%	2
13	0.15%	1
14	0.15%	1
15	0.45%	3
17	0.30%	2
18	0.30%	2
20	0.45%	3
24	0.15%	1
25	0.15%	1
31	0.15%	1
TOTAL		672

When citing data contained in this survey please credit:

BARBRI Law Preview (<https://lawpreview.barbri.com>), a member of The BARBRI Group

Q12 Did you take the LSAT or GRE?

Answered: 669 Skipped: 41

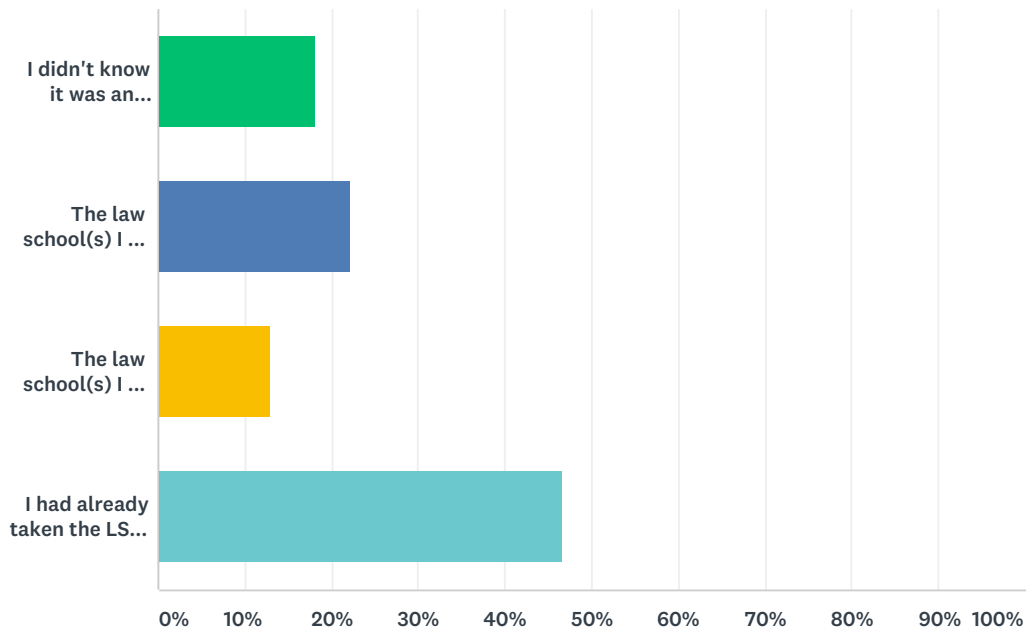


ANSWER CHOICES	RESPONSES	
LSAT Only	90.43%	605
GRE Only	1.79%	12
Both LSAT and GRE	7.77%	52
TOTAL		669

When citing data contained in this survey please credit:
 BARBRI Law Preview (<https://lawpreview.barbri.com>), a member of The BARBRI Group

Q13 Which of the following reasons best describes why you did NOT consider taking the GRE when applying to law school?

Answered: 604 Skipped: 106



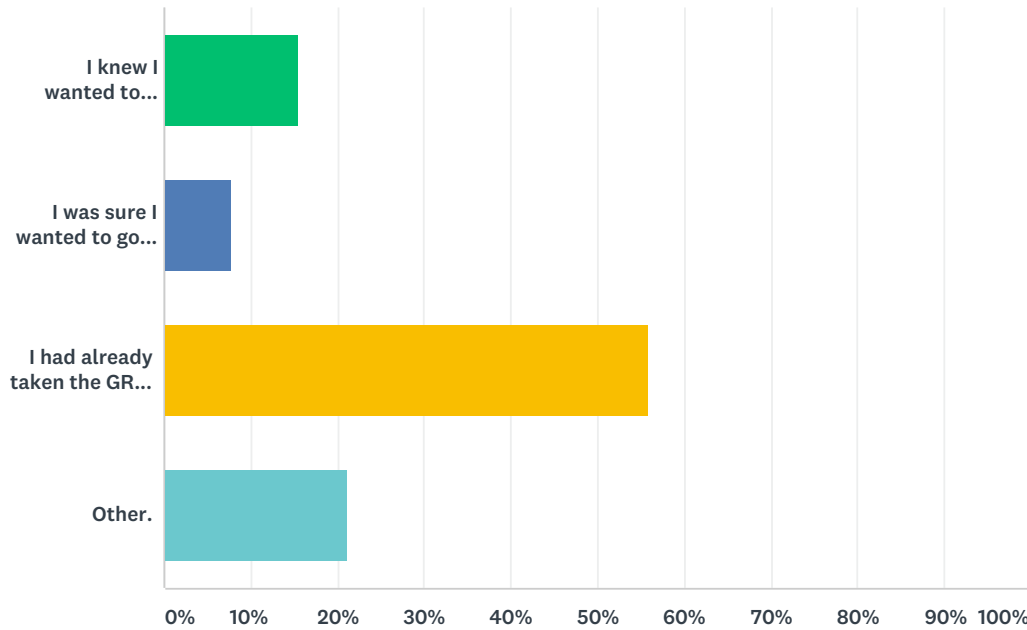
ANSWER CHOICES	RESPONSES
I didn't know it was an option to report a GRE score instead of an LSAT score	18.21% 110
The law school(s) I was interested in applying to did not accept a GRE score	22.19% 134
The law school(s) I was interested in applying to would accept the GRE, but I thought that admissions officers may view the GRE score less favorably than the LSAT score	12.91% 78
I had already taken the LSAT and did not want to take another standardized test prior to starting the law school application process.	46.69% 282
TOTAL	604

When citing data contained in this survey please credit:

BARBRI Law Preview (<https://lawpreview.barbri.com>), a member of The BARBRI Group

Q14 Why did you take both the LSAT and GRE?

Answered: 52 Skipped: 658



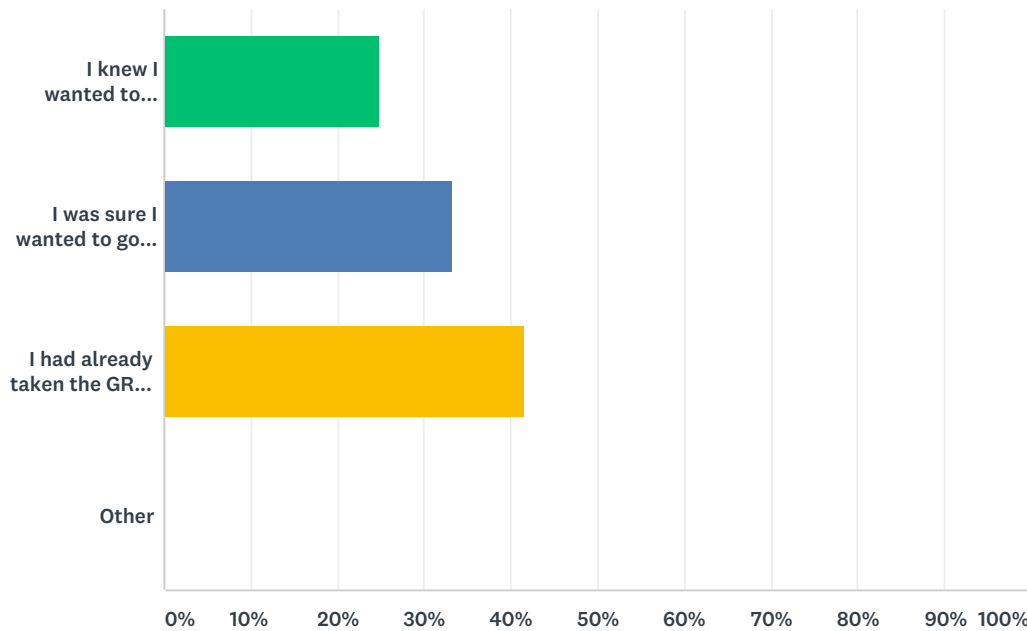
ANSWER CHOICES	RESPONSES	
I knew I wanted to attend law school and thought that I would report whichever score was higher.	15.38%	8
I was sure I wanted to go to graduate school, but was not fully committed to attending law school, so I took both exams.	7.69%	4
I had already taken the GRE and then took the LSAT ONLY AFTER fully committing to the law school application process.	55.77%	29
Other.	21.15%	11
TOTAL		52

When citing data contained in this survey please credit:

BARBRI Law Preview (<https://lawpreview.barbri.com>), a member of The BARBRI Group

Q15 Which of the following best describes why you took only the GRE prior to applying to law school?

Answered: 12 Skipped: 698

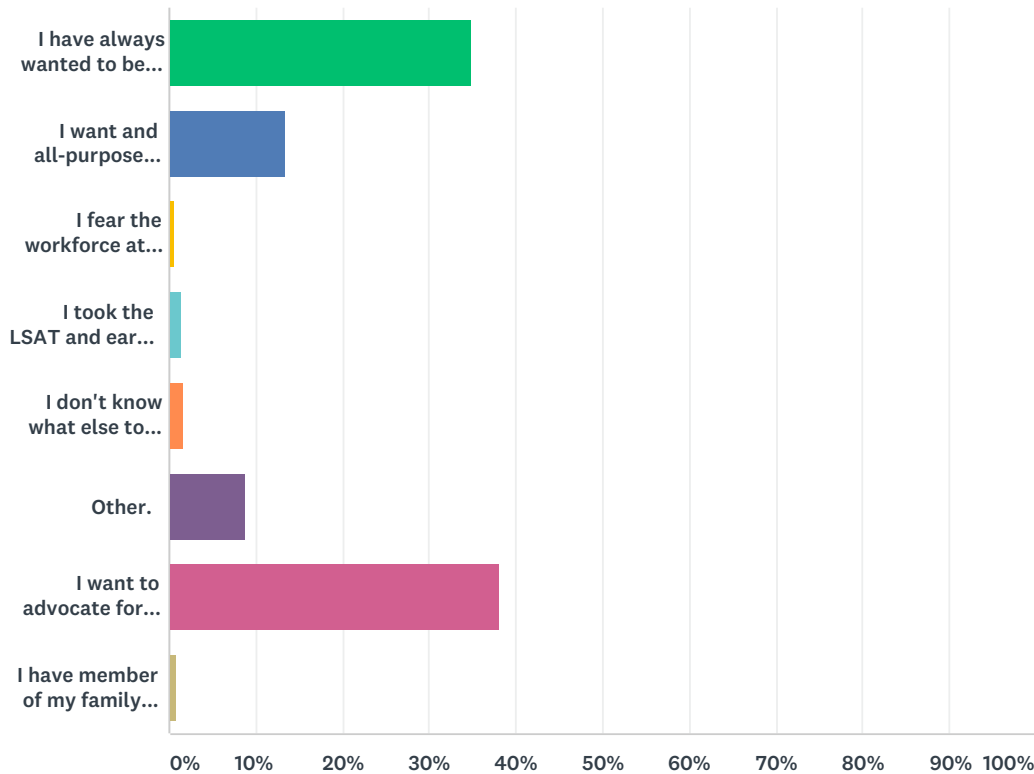


ANSWER CHOICES	RESPONSES	
I knew I wanted to attend law school and thought that I would perform better on the GRE then the LSAT.	25.00%	3
I was sure I wanted to go to graduate school but was not fully committed to attending law school and thought taking the GRE would provide me with more options for what types of graduate schools I would apply.	33.33%	4
I had already taken the GRE and did not want to take another standardized test prior to starting the law school application process.	41.67%	5
Other	0.00%	0
TOTAL		12

When citing data contained in this survey please credit:
 BARBRI Law Preview (<https://lawpreview.barbri.com>), a member of The BARBRI Group

Q16 Which of the following reasons best represents your PRIMARY reason for applying to law school during the most recent admissions cycle?

Answered: 665 Skipped: 45

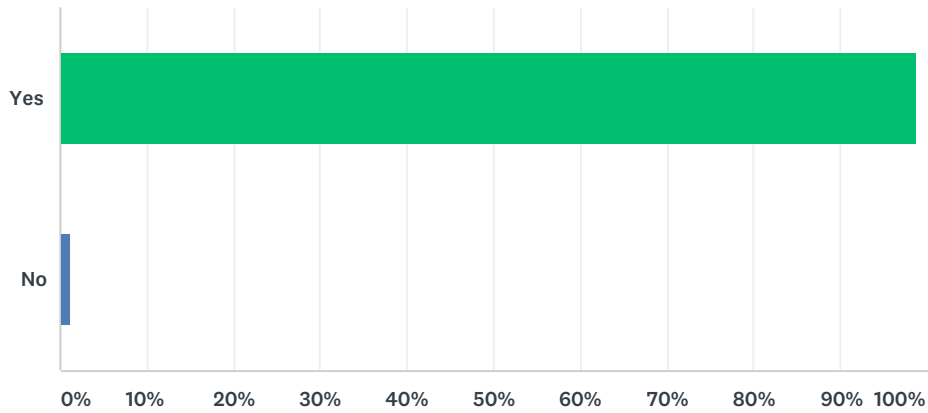


ANSWER CHOICES	RESPONSES	
I have always wanted to be a lawyer.	35.04%	233
I want and all-purpose graduate degree that provides financial security	13.38%	89
I fear the workforce at this time.	0.60%	4
I took the LSAT and earned a great score.	1.50%	10
I don't know what else to do with my life.	1.65%	11
Other.	8.87%	59
I want to advocate for change of social policies in the United States.	38.05%	253
I have member of my family who are lawyers.	0.90%	6
TOTAL		665

When citing data contained in this survey please credit:
 BARBRI Law Preview (<https://lawpreview.barbri.com>), a member of The BARBRI Group

Q17 Do you intend to practice law after you graduate from law school?

Answered: 665 Skipped: 45

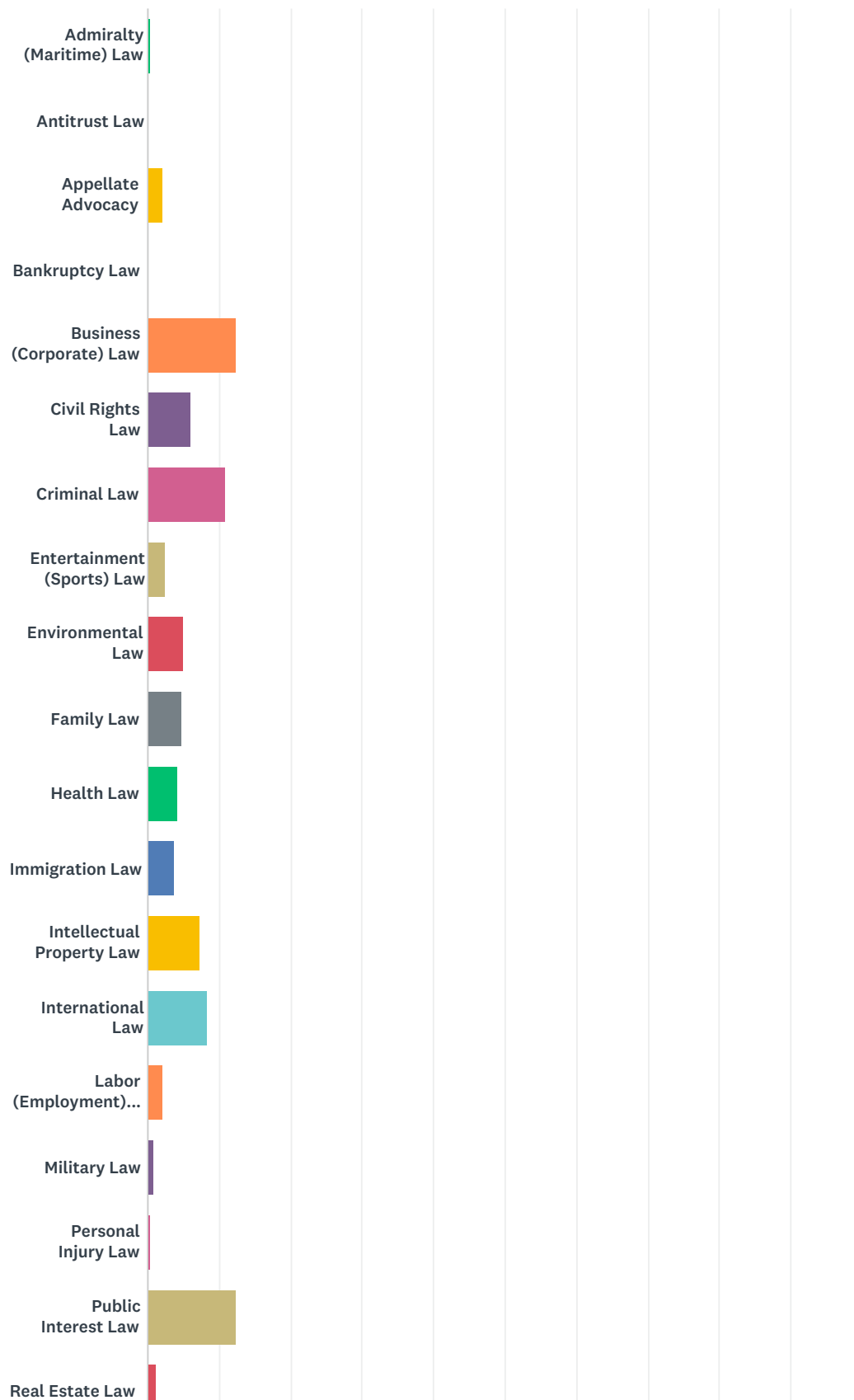


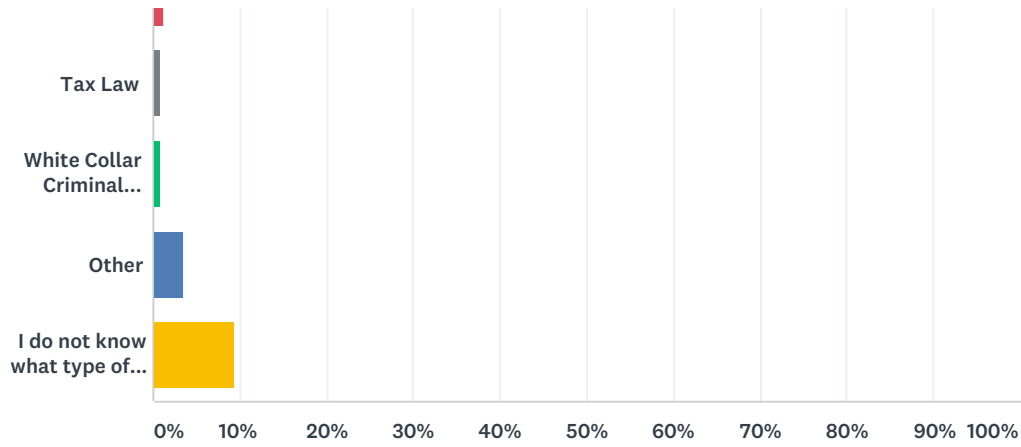
ANSWER CHOICES	RESPONSES	
Yes	98.65%	656
No	1.35%	9
TOTAL		665

When citing data contained in this survey please credit:
BARBRI Law Preview (<https://lawpreview.barbri.com>), a member of The BARBRI Group

Q18 If given a choice, what type of law would you practice?

Answered: 665 Skipped: 45

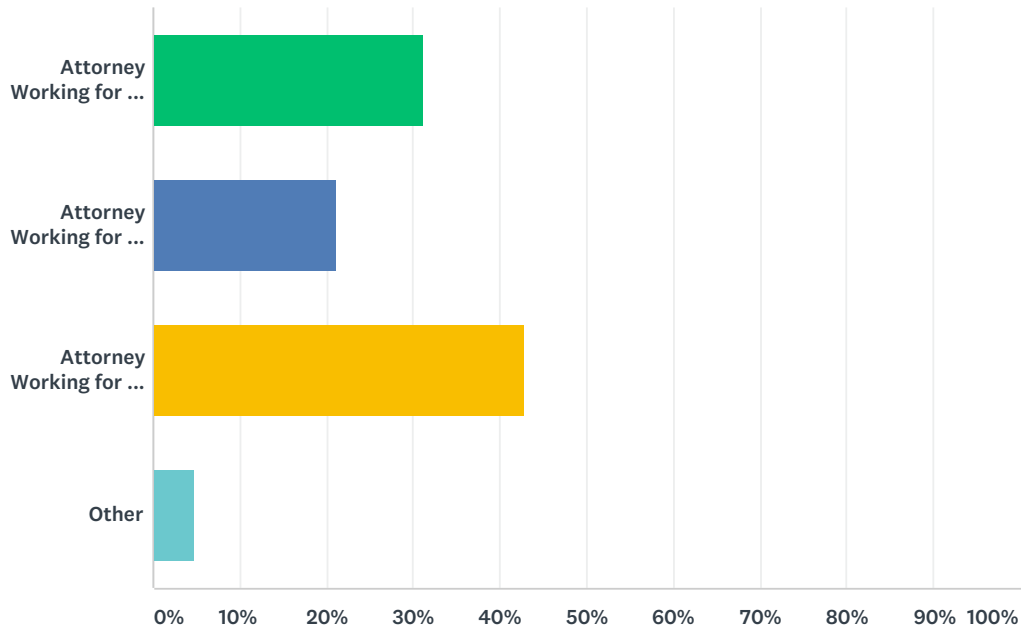




ANSWER CHOICES	RESPONSES	
Admiralty (Maritime) Law	0.45%	3
Antitrust Law	0.30%	2
Appellate Advocacy	2.11%	14
Bankruptcy Law	0.30%	2
Business (Corporate) Law	12.33%	82
Civil Rights Law	6.17%	41
Criminal Law	10.98%	73
Entertainment (Sports) Law	2.41%	16
Environmental Law	4.96%	33
Family Law	4.81%	32
Health Law	4.21%	28
Immigration Law	3.76%	25
Intellectual Property Law	7.22%	48
International Law	8.27%	55
Labor (Employment) Law	2.11%	14
Military Law	0.90%	6
Personal Injury Law	0.45%	3
Public Interest Law	12.33%	82
Real Estate Law	1.20%	8
Tax Law	0.75%	5
White Collar Criminal Defense	0.90%	6
Other	3.61%	24
I do not know what type of law I want to practice.	9.47%	63
TOTAL		665

Q19 If given a choice, where would you want to practice law?

Answered: 664 Skipped: 46



ANSWER CHOICES	RESPONSES	
Attorney Working for the Government or Governmental Agency	31.17%	207
Attorney Working for a Non-Profit / Non-Governmental Organization	21.08%	140
Attorney Working for a Private Law Firm	42.92%	285
Other	4.82%	32
TOTAL		664

When citing data contained in this survey please credit:
 BARBRI Law Preview (<https://lawpreview.barbri.com>), a member of The BARBRI Group